



MAY 2009 – Published by Wiener lab. Group

PCR ultrasensible Turbitest AA:

C-reactive protein (CRP) is a nonspecific protein produced in the liver and secreted into the bloodstream. In general, the level of CRP increases when there is a response or an activation of the immune system.

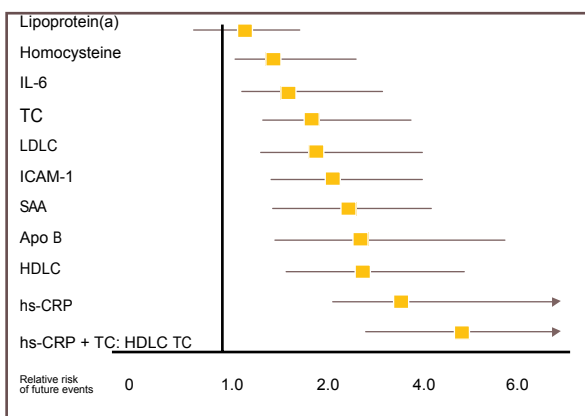
Clinical use

In general terms...

Due to its response speed and magnitude, CRP is known as one of the most sensitive acute phase markers. It is not only used for the screening of infectious and inflammatory diseases, but also to monitor diseases like rheumatoid arthritis or to detect intercurrent infections in systemic lupus erythematosus, leukemia, or after surgery. It is also used to detect transplant rejection and to manage septicemia and neonatal meningitis.

At present...

Several studies show that CRP can also be an indicator for cardiovascular disease in apparently healthy populations. Moreover, CRP is used to predict future coronary events in patients with coronary syndromes and patients with angina pectoris and coronary artery stenosis. Individuals with a basal CRP level in the highest quartile -for normal population values- have 2 to 4 times more chances of suffering myocardial infarction, ischemic stroke, peripheral vascular disease, or sudden cardiac death than those with a CRP level in the lowest quartile. New and old markers were compared in relation to coronary disease, and CRP proved to be the strongest predictor of future coronary events; when CRP combines with cholesterol total, HDL-cholesterol, LDL-cholesterol, its predictive value increases notably.



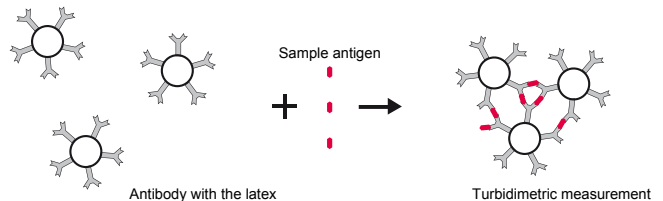
PCR ultrasensible Turbitest AA allows measuring CRP with a higher sensitivity in normal populations and it is essential when seeking the predictive value for cardiovascular diseases.

NEW



Turbidimetry with Latex

CRP present in the sample produces the agglutination of the latex particles coated with anti-CRP antibodies. The turbidity caused by this agglutination is proportional to the concentration of CRP in the sample and can be measured spectrophotometrically.



Procedure

According to the required sensitivity and measuring range, one of the following application sheets can be used: high sensitivity or standard. These application sheets for different analyzers can be required to: marketing@wiener-lab.com.ar or visiting: www.wiener-lab.com.ar

Distinguishing features

- ✓ Liquid reagents ready to be used
- ✓ Excellent measuring range
- ✓ High Sensitivity
- ✓ High Precision
- ✓ Atherogenic risk prediction

Wiener lab provides

Code: 1683262
Size: 60 ml
 1 x 30 ml Reagent A
 1 x 30 ml Reagent B

Non-provided Reagents

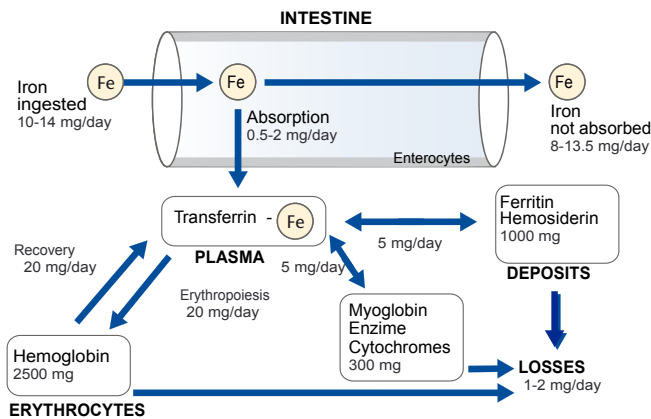
PCR Calibrador en serie Turbitest AA – Code: 1913267
 PCR Control N Turbitest AA - Code: 1937262
 Control Inmunológico Nivel 1 Turbitest AA - Code: 1966261
 Physiological Solution

Fer-color AA líquida

NEW

Direct colorimetric method (Ferene) for the determination of iron in serum or plasma

Iron is the principal and most important trace element in the organism. It has a concentration of about 50-175 µg/dl, depending on the sex. When the organism needs iron, ferritin releases it and sends it quickly to the blood. Blood transferrin transports Iron III to the bone marrow and other tissues for the production of hemoglobin, myoglobin, and other hemoproteins, as well as for storage.



Determination of plasmatic iron -or sideremy- is an essential analysis for the determination of iron-deficiency anemias, for example in the case of hiperferremias. Fer Color AA Líquida guarantees reliable and quick results.

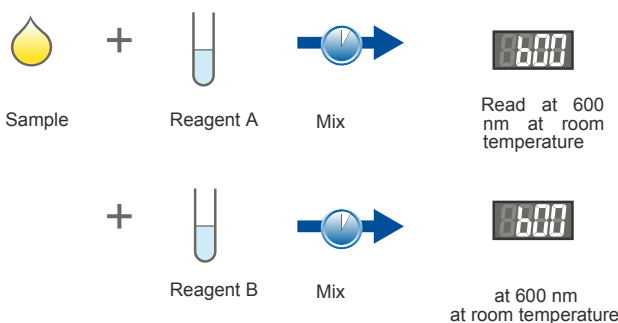
Principle

The use of ferene, an additional chelating agent, significantly improves performance at low values. It also increases reliability and utility of results in the clinical decision interval. Iron, at acid pH, is released from transferrin and reduced -by the action of ascorbate- from iron III to iron II. Next, it reacts with ferene to produce a blue complex that is measured at 600 nm.

Kit composition

- Reagent A:** citric acid solution, ascorbic acid, thiourea, and tensioactive.
- Reagent B:** stabilized ferene solution.
- Standard:** solution of iron (III) ions equivalent to 100 µg/dl. (Not included in all presentations).

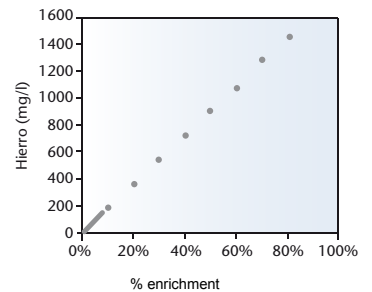
Procedure



Performance

a. Linearity: Linear reaction up to 1500 µg/dl for autoanalyzers * and up to 1000 µg/dl for manual technique.

b. Limit of quantification: (minimum amount of iron detected quantitatively with acceptable accuracy and precision) 4 µg/dl *



*With Wiener lab. Konelab 60i

c. Reproducibility: after processing according to the EP15-A document of the CLSI (ex-NCCLS), the following results were obtained:

Intra-run precision (n = 20)

Level	SD	VC
61,84 µg/dl	±0,87 µg/dl	1,40 %
116,89 µg/dl	±0,46 µg/dl	0,39 %
236,31 µg/dl	±0,72 µg/dl	0,31 %

Total precision (n = 20)

Level	SD	VC
61.82 µg/dl	±0.88 µg/dl	1,42 %
116.89 µg/dl	±1.30 µg/dl	1,11 %
236,31 µg/dl	±2.83 µg/dl	1,20 %

Distinguishing features

- ✓ Liquid reagents ready to be used
- ✓ High sensitivity
- ✓ Manual or automatic use

Wiener lab provides

Code:	1492360
Size:	1 x 100 ml Reagent A 1 x 20 ml Reagent B 1 x 20 ml Standard
Dedicated line Wiener lab. Konelab	
Code:	1009336
Size:	2 x 50 ml Reagent A 2 x 10 ml Reagent B
Dedicated line Wiener lab. BT 3000 plus	
Code:	1009285
Size:	2 x 50 ml Reagent A 2 x 10 ml Reagent B

UIBC/TIBC AA líquida

NEW

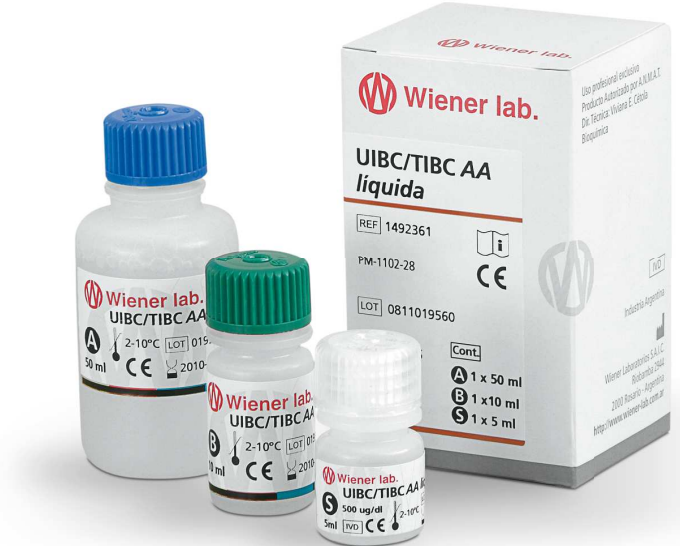
Wiener lab. introduces the UIBC/TIBC AA líquida to the market, a completely automatable method for the determination of Unsaturated Iron Binding Capacity (UIBC) in serum or plasma

Clinical use

The values of serum iron together with the values of iron binding capacity, transferrin, and ferritin are used to study anemias and hepatic conditions.

Something To Remember...

- ✓ UIBC: (unsaturated iron-binding capacity) is the latent capacity of transferrin to bind iron with its molecule.
- ✓ TIBC: (total iron-binding capacity) is the capacity of transferrin to bind iron with its molecule achieving total saturation.
- ✓ % of Saturation: determines the percentage of transferrin saturation with iron.



Principle

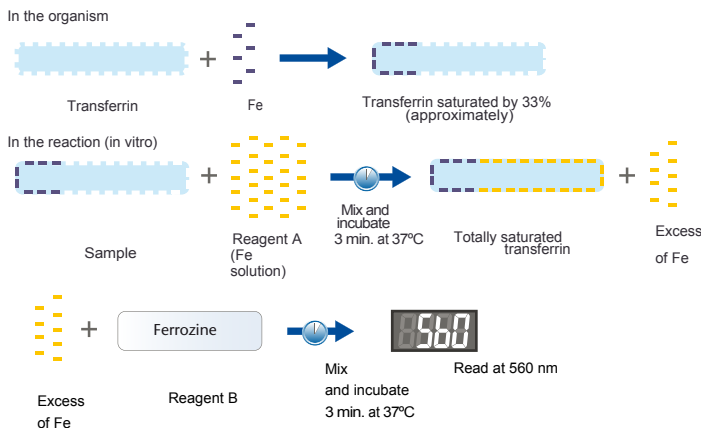
Direct colorimetric method

A specific amount of iron ions is added to the sample at alkaline pH to saturate the transferrin and the unbound excess is measured colorimetrically. UIBC is the difference between the concentration of added iron and the unbound excess. TIBC can be calculated as the sum of serum iron and the unsaturated iron-binding capacity (UIBC).

Additional calculations

TIBC (µg/dl) = UIBC (µg/dl) + Serum iron (µg/dl)
 % Transferrin Saturation = 100 x Serum iron/TIBC

Procedure



Distinguishing features

- ✓ Liquid reagents
- ✓ Ready to be used
- ✓ Direct colorimetric method
- ✓ No precipitation
- ✓ Automatable
- ✓ Option of using internal controls

Reagent A: buffer Tris 500 mM, pH 8.7 including 50 µg/dl of iron (II), thiourea 80 mM.
 Reagent B: Ferrozine solution 5 mM.
 Standard: solution of iron (II) ions equivalent to 500 µg/dl. Included in the kit.
 (Calibrador A is used on specific occasions)

NON-PROVIDED REAGENTS

Calibrador A Plus, Code:1918005, 2x3 ml.
 Standatrol SE 2 niveles: 1937553, 6x5ml.

The application sheets for the different automatic instruments are available.

Wiener lab Provided

Code: 1492361
Size: 1 x 50 ml Reagent A
 1 x 10 ml Reagent B
 1 x 5 ml Standard

Dedicated line Wiener lab. Konelab
Code: 1009340
Size: 3 x 20 ml Reagent A
 3 x 4 ml Reagent B
 1 x 5 ml Standard

Dedicated line Wiener lab. BT 3000 plus
Code: 1009286
Size: 3 x 20 ml Reagent A
 3 x 4 ml Reagent B
 1 x 5 ml Standard

New web site

Wiener lab. launches its new corporate web site: a space with a minimalist design and a dynamic internal structure of pages that allow a rapid and efficient update.

Various internal microsities have been created for **Argentina, Brazil, Chile, Colombia, Costa Rica, Peru, Uruguay,** and **Venezuela**, with news about the company and the profession for each country. The corporate site is also available in **English and Portuguese**.

A new personal record has been added, which allows the user to access information about reagent's application sheets to the different instruments and send in their inquiries directly to our **head office**.

The Web site also includes the **last current vademecum of reagents** and a summarized description of the various products that Wiener lab commercializes.

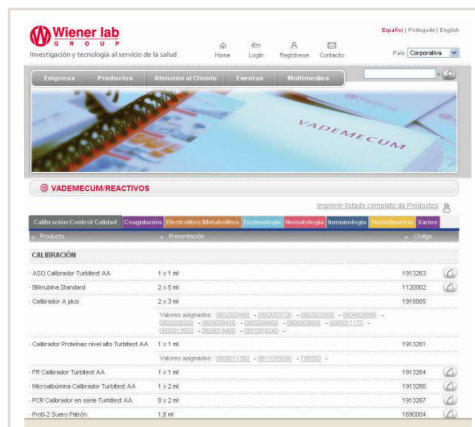
A Job Opportunities space is open for those interested in working for the company.

A list of **MSDSs** for each reagent is available both in Spanish and English.

Videos about maintenance of instruments, business presentations in power point, and PDF versions of "Notiwiener" and "Mundo W" are also available.

You can gain access directly to the **Fundación Wiener lab's web site** to know about the program of professional upgrading courses for the present year.

www.wiener-lab.com.ar



Short News

Chile

New offices for Labin Chile SA

The new offices for Labin Chile SA were officially opened last March 25th. The offices, with more than 500 m2, are located in the Ñuñoa neighborhood in Santiago, near the National Stadium.

A large cold chamber was built to store the products. The facilities include a parking lot for customers, a room temperature warehouse, a large technical service area, and suitable administrative and sales offices. Please visit us!!



Uruguay

Software LIS in a hospital in Tacuarembó

A few days ago, Wiener lab's LIS system was installed for the management of the laboratory.

Instruments from different manufacturers were interfaced, and the connection for the chemistry area was made through a Wiener lab's Konelab 30 analyzer.

Mexico

12th National Meeting on Quality Assurance – Expoforum, Hermosillo, Sonora

More than 500 chemists attended the quality meeting held in Hermosillo – Sonora, organized by CONAQUIC.

Wiener lab. was present with its booth, showing **what's new for 2009**.

Both, the new kit for the determination of Microalbumin by turbidimetry and the new PCR látex ultrasensible –also turbidimetric– were presented.

Register online to receive our Notiwiener by postal mail

We are debugging our database. If you desire to receive our mails and get useful online information, please register your personal information only once at:

www.wiener-lab.com.ar

Just enter our web page and click on "register-now" on the top menu.

It will only take a few minutes and the information provided will help us improve our services.

Registro

Datos cuenta Usuario

Usuario (*):

Contraseña (*):

Confirmación Contraseña (*):

Datos Personales

Nombre (*):

Apellido (*):

Sexo (*):

Fecha de Nacimiento (*):

Documento Identidad (*):

Email (*):

Nota: Elige su nombre de usuario y contraseña (Mínimo 8 caracteres). Estos datos deberán ser ingresados para acceder a los contenidos restringidos de nuestra web.

Nota: Ingrese información real. Estos datos nos permitirán ofrecerle un acceso más personalizado a los contenidos y servicios.